


OnyxCeph³™ - Getting Started





A.	Software Installation: Database Server and Workstations
B.	Linking Practice Management Software
C.	Image Import Configuration 2D/3D
D.	Basics Workflow 2D
E.	Basics Workflow 3D

A. Installation

	Installation
	Setup Instructions

B. Interface Practice Management System

	System Options Tab Patient
	VDDS_ Interface Activation

C. Interface Image Import 2D/3D

	System Options Tab Interfaces
	Simple Image Import Interface

D. Basics Workflow 2D

	Handout Image Import 2D
	Handout Digitize 2D

E. Basics Workflow 3D



[Handout Scanimport 3D](#)



[Handout Cast Abanysis 3D](#)

➤ [Support Options](#)

From:

<http://onyxwiki.net/> - [OnyxCeph³™ Wiki]

Permanent link:

http://onyxwiki.net/doku.php?id=en:getting_started

Last update: **2021/04/13 21:06**

